

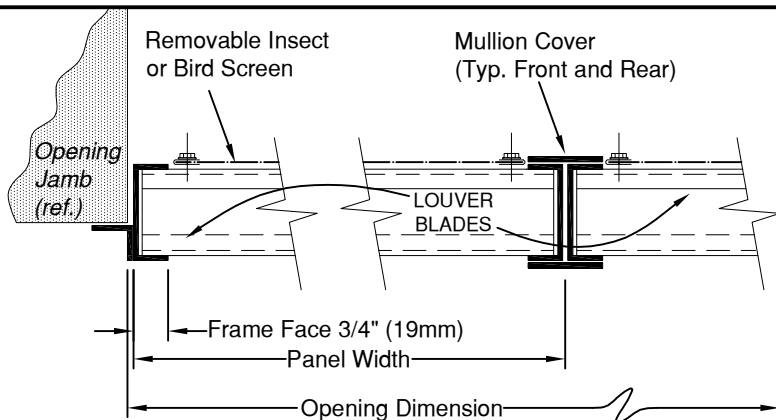
# L&L LOUVERS INC.

12355 DOHERTY STREET  
RIVERSIDE, CA. 92503  
(951) 735-9300 FAX:(951)735-4628  
E-MAIL: [info@louver1.com](mailto:info@louver1.com)


## MODEL FG-1404-PGF

FORMED STEEL LOUVER

1 1/2" Standard 45° Blade  
w/ Plaster Flange

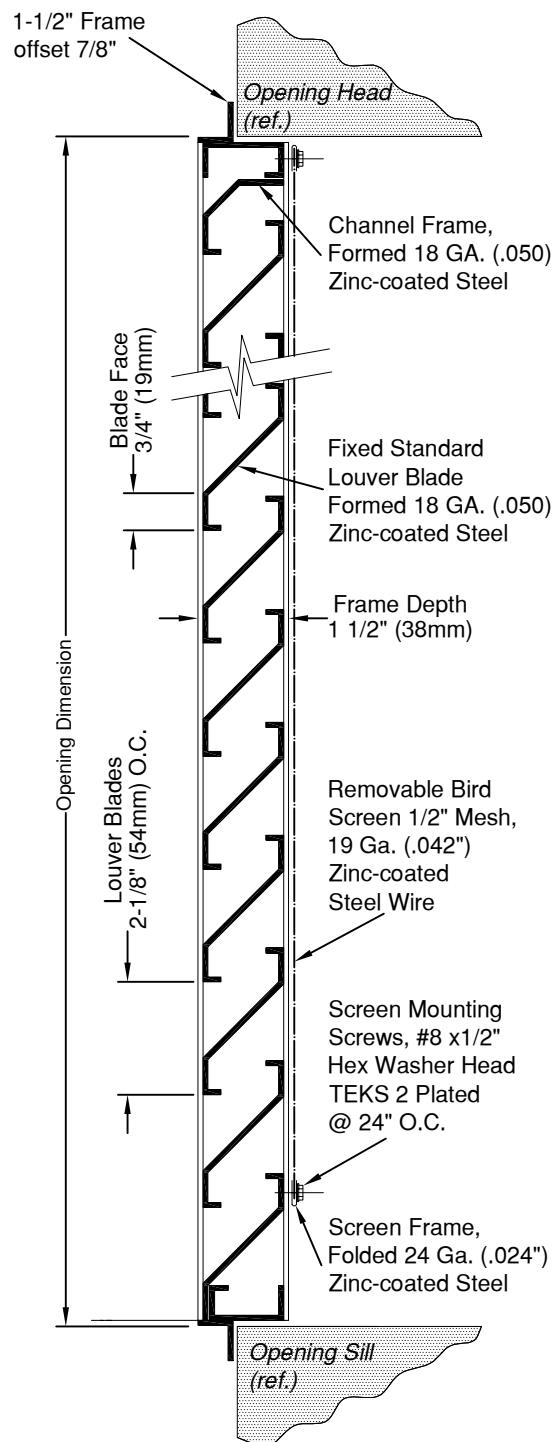


**TYPICAL HORIZONTAL SECTION**



\*Actual net louver size will be  
1/4" under Opening Dimensions.

**FRONT ELEVATION**



**TYPICAL VERTICAL SECTION**

PROJECT:		
LOCATION:		
ARCHITECT:		
CONTRACTOR:		
CUSTOMER:		DATE:

