

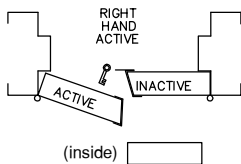
# L&L LOUVERS INC.

12355 DOHERTY STREET  
 RIVERSIDE, CA. 92503  
 (951) 735-9300 FAX:(951)735-4628  
 E-MAIL: info@louver1.com

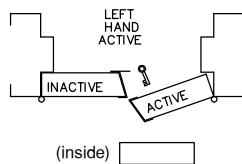
JOB NAME: \_\_\_\_\_  
 CUSTOMER: \_\_\_\_\_  
 ORDERED BY (MUST BE SIGNED): \_\_\_\_\_

## DOOR EDGES AND ASTRAGALS HARDWARE PREPARATION SHEET

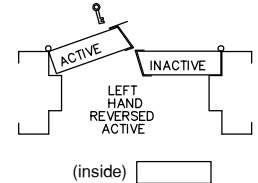
**ACTIVE (INSWING)**  
 (Astragal is on LOW side of bevel.)



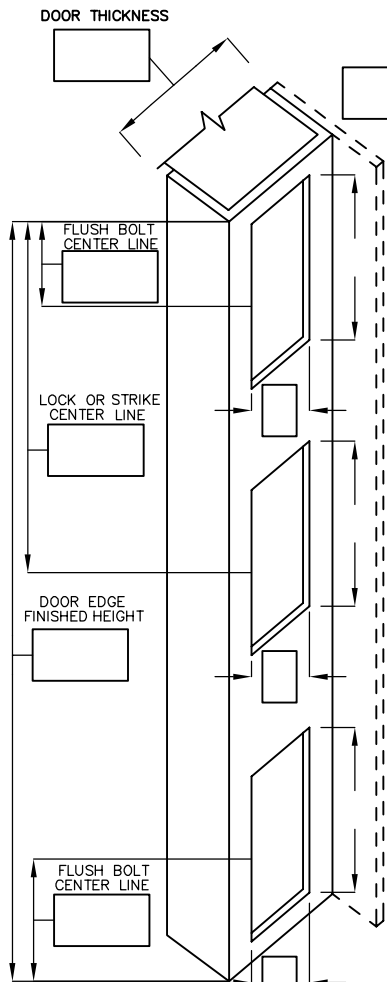
**HANDING INFORMATION**  
 (Key side is outside.)



**REVERSE ACTIVE (OUTSWING)**  
 (Astragal is on HIGH side of bevel.)



ALL DIMENSIONS SHOWN ARE CUTOUT SIZES  
 SPECIFY SIDE OF DOOR WITH ASTRAGAL



### ORDER MODEL & QUANTITY

(SPECIFY ONE MODEL AND PREP.)

QTY.	MODEL	HEIGHT	FINISH
<input type="checkbox"/>	90° SQUARE CORNERS		
<input type="checkbox"/>	3° BEVEL		
<input type="checkbox"/>	DE-Double Egress		

**NON-STANDARD CUTOUTS**  
 (FILL IN APPROPRIATE DIMENSIONS)

#### FLUSH BOLT(S)

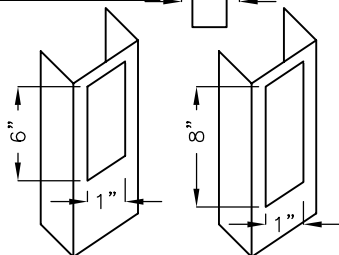
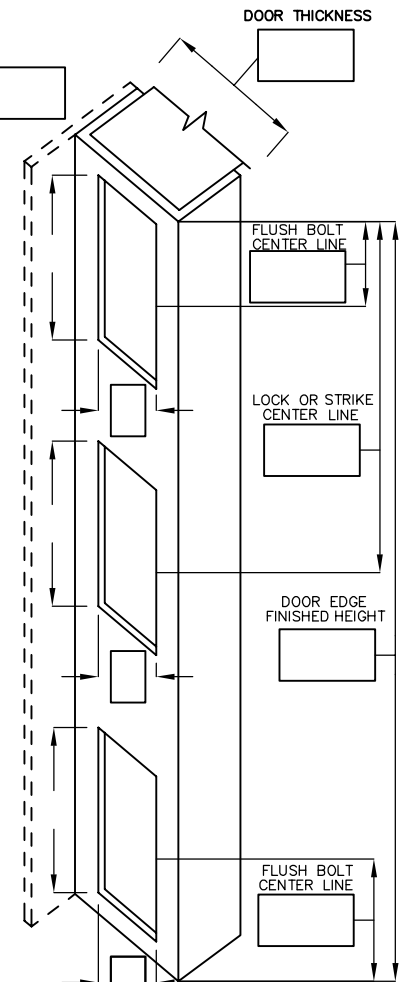
WIDTH X HEIGHT  
LOCK

WIDTH X HEIGHT  
DEADBOLT

WIDTH X HEIGHT X CENTERLINE  
SPECIAL STRIKE

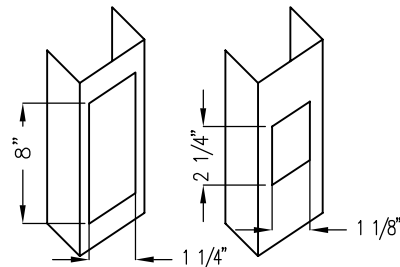
WIDTH X HEIGHT X CENTERLINE

#### STANDARD MACHINE SPECIFICATIONS



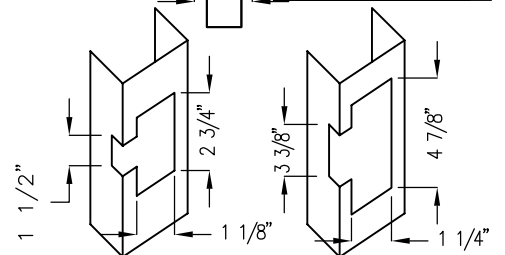
STANDARD FLUSH BOLT

AUTOMATIC FLUSH BOLT



86 SERIES MOTISE LOCK (w/ASA STRIKE)

161 SERIES CYLINDRICAL LOCK (w/T-STRIKE)



T-STRIKE

ASA STRIKE